


Crazy  
Cat  
Crew

# Arthur mask

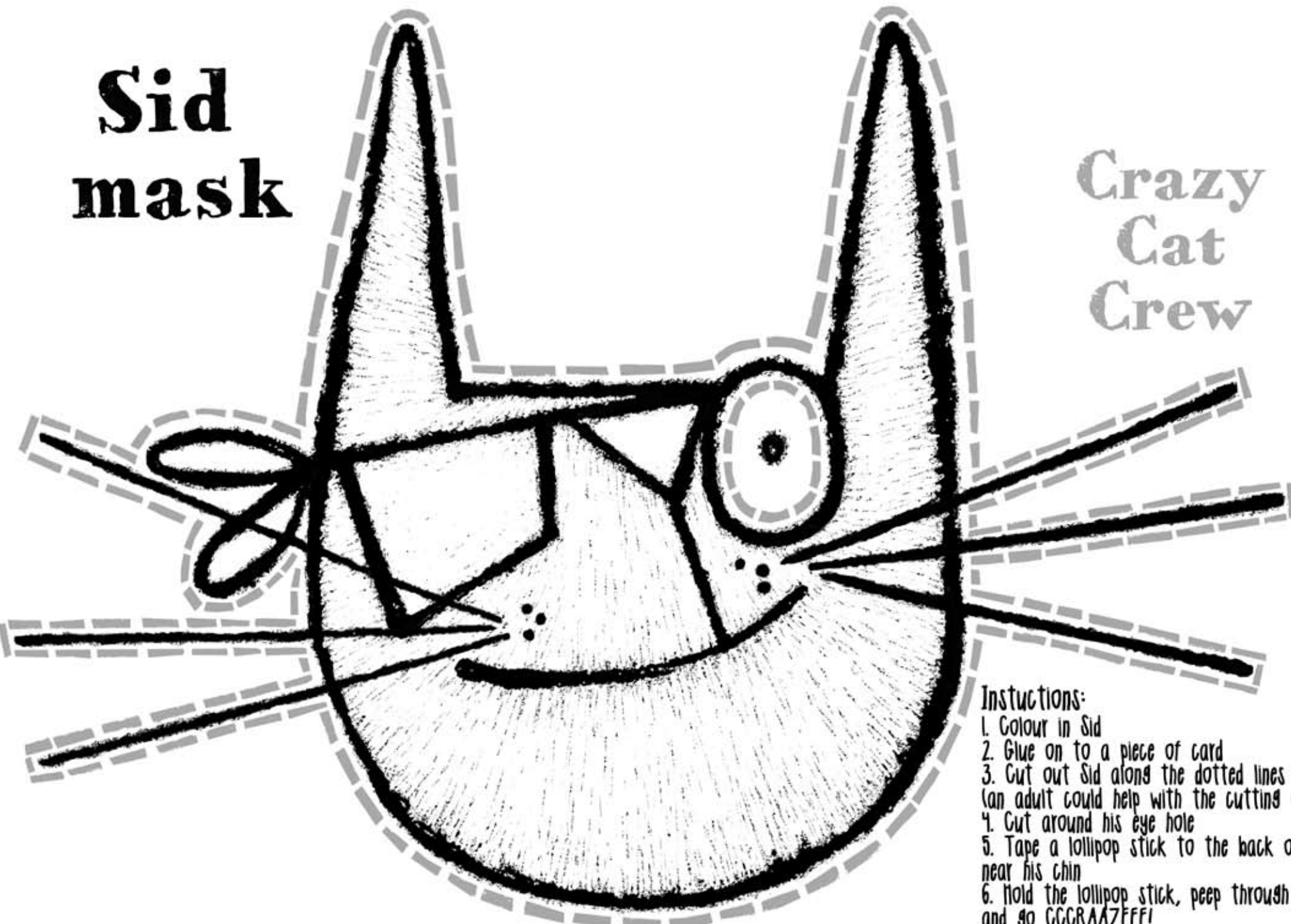


## Instructions:

1. Colour in Arthur
2. Glue on to a piece of card
3. Cut out Arthur along the dotted lines (an adult could help with the cutting out)
4. Cut around Arthur's eye holes
5. Tape a lollipop stick to the back of Arthur's face, near his chin
6. Hold the lollipop stick, peep through the eyes and go GCGRAAZEEE!

# Sid mask

Crazy  
Cat  
Crew




### Instructions:

1. Colour in Sid
2. Glue on to a piece of card
3. Cut out Sid along the dotted lines (an adult could help with the cutting out)
4. Cut around his eye hole
5. Tape a lollipop stick to the back of Sid's face, near his chin
6. Hold the lollipop stick, peep through the eye and go CCGRAAZEEE!

Crazy  
Cat  
Crew


# Griff mask



## Instructions:

1. Colour in Griff
2. Glue on to a piece of card
3. Cut out Griff along the dotted lines  
(an adult could help with the cutting out)
4. Cut around his eye holes
5. Tape a lollipop stick to the back of Griff's face, near his chin
6. Hold the lollipop stick, peep through the eyes and go CCGRAAZEEE!

# Budgie mask



## Instructions:

1. Colour in Budgie
2. Glue on to a piece of card
3. Cut out Budgie along the dotted lines (an adult could help with the cutting out)
4. Cut around his eye holes
5. Tape a lollipop stick to the back of Budgie's face, near his chin
6. Hold the lollipop stick, peep through the eyes and go CCGRAAZEEE!

Crazy  
Cat  
Crew

# Nelson mask



Crazy  
Cat  
Crew

## Instructions:

1. Colour in Nelson
2. Glue on to a piece of card
3. Cut out Nelson along the dotted lines  
(an adult could help with the cutting out)
4. Cut around his eye holes
5. Tape a lollipop stick to the back of Nelson's face, near his chin
6. Hold the lollipop stick, peep through the eyes and go GCGRAAZEEE!